

NORTH COAST REGIONAL DISTRICT
STATEMENT OF FINANCIAL INFORMATION (SOFI)
FOR THE YEAR ENDED DECEMBER 31, 2024

STATEMENT OF FINANCIAL INFORMATION (SOFI)

Prepared under the *Financial Information Act*

For the year ended December 31, 2024

INDEX

	Page No.
Management Report	1
Statement of Financial Information Approval	2
Schedule of Debenture Debt	3
Schedule of Guarantee and Indemnity Agreement	4
Schedule of Remuneration and Expenses	5
Statement of Severance Agreements	7
Schedule of Suppliers of Goods or Services	8
North Coast Regional District Audited 2024 Financial Statements	11

MANAGEMENT REPORT

Prepared under the Financial Information Regulation, Schedule 1, section 9

The Financial Statements contained in this Statement of Financial Information under the *Financial Information Act* have been prepared by management in accordance with Canadian public sector accounting standards, and the integrity and objectivity of these statements are management's responsibility. Management is also responsible for all the statements and schedules, and for ensuring that this information is consistent, where appropriate, with the information contained in the financial statements.

Management is also responsible for implementing and maintaining a system of internal controls to provide reasonable assurance that reliable financial information is produced.

The Board of Directors is responsible for ensuring that management fulfils its responsibilities for financial reporting and internal control.

The external auditors, VOHORA LLP, conduct an independent examination, in accordance with Canadian generally accepted auditing standards, and express their opinion on the financial statements. Their examination does not relate to the other schedules and statements required by the *Act*. Their examination includes a review and evaluation of the corporation's system of internal control and appropriate tests and procedures to provide reasonable assurance that the financial statements are presented fairly. The external auditors have full and free access to the Board of Directors.

On behalf of the North Coast Regional District



Sharon Landrath, CPA, CA
Treasurer



STATEMENT OF FINANCIAL INFORMATION APPROVAL

The undersigned, as authorized by the *Financial Information Regulation*, Schedule 1, subsection 9(2), approves all the statements and schedules included in this Statement of Financial Information, produced under the *Financial Information Act*.

Landrath
Sharon Landrath, CPA, CA
Treasurer

Pages
Barry Pages
Chair

June 20/25
Date

June 20, 2025
Date



SCHEDULE OF DEBENTURE DEBT

Prepared under the Financial Information Regulation, Schedule 1, Section 4

City of Prince Rupert - Other	
MFA Issue #94	\$ 241,288
District of Port Edward - Elementary School	
MFA Issue #126	488,601
Village of Daajing Giids - Improvements to Water System	
MFA Issue #106	294,816
Village of Masset - New Hospital	
MFA Issue #99	1,824,966
MFA Issue #103	594,938
City of Prince Rupert - Airport	
MFA Issue #127	4,177,697
Vancouver Island Regional Library - Capital Financing	
MFA Issue #145	1,138,910
North Coast Regional District - Recycling Depot	
MFA Issue #152	413,377
Village of Daajing Giids - Aerial Line and Transformer Replacement	
MFA Issue #156	188,400
City of Prince Rupert - Woodworth Dam	
MFA Issue #156	9,072,358
City of Prince Rupert - Landfill	
MFA Issue #156	9,072,358
Village of Daajing Giids - Aerial Line and Transformer Replacement	
MFA Issue #159	28,445
Total Outstanding	\$ 27,536,154

MFA Issue #	Maturity Date	Interest Rate
94	October 2025	0.905%
126	September 2028	3.85%
106	October 2029	2.25%
99	October 2031	1.53%
103	October 2032	3.79%
127	April 2034	3.30%
145	April 2038	3.15%
152	October 2040	0.91%
156	September 2036	1.98%
156	September 2046	2.58%
159	June 2038	4.15%



SCHEDULE OF GUARANTEE AND INDEMNITY AGREEMENTS

Prepared under the Financial Information Regulation, Schedule 1, Section 5

The North Coast Regional District has not given any guarantees or indemnities under the *Indemnities and Guarantees Regulation*.

SCHEDULE SHOWING THE REMUNERATION AND EXPENSES PAID IN RESPECT OF EACH DIRECTOR

Prepared under the Financial Information Regulation, Schedule 1, Section 6

NAME	POSITION	REMUNERATION	EXPENSES
Bergman, Chad	Alternate Director, Area C	431	-
Bergman, Karl	Director, Area C	22,219	11,781
Cabianca, Scott	Director, Port Clements	19,078	4,530
Cunningham, Barry	Director, Prince Rupert	19,000	2,253
Franzen, Daniel	Director, Port Edward	18,784	1,752
MacKenzie, Christine	Alternate Director, Port Edward	216	-
Pages, Barry	Chair, Director, Masset	29,155	24,222
Pineault, Lisa	Director, Daajing Giids	18,784	10,435
Pond, Herb	Director, Prince Rupert	19,084	4,303
Putterill, Evan	Director, Area E	23,381	23,520
Rutherford, Ocean	Director, Area A	23,381	11,478
Young, Johanne	Director, Area D	23,159	18,269
TOTAL:		216,672	112,543



**SCHEDULE SHOWING THE REMUNERATION AND EXPENSES PAID IN RESPECT OF
EACH EMPLOYEE**

Prepared under the Financial Information Regulation, Schedule 1, Section 6

NAME	POSITION	REMUNERATION	EXPENSES
DesChamp, Timothy	Superintendent of Waste Management	98,572	3,770
Fish, Daniel	Chief Administrative Officer	155,656	23,009
Landrath, Sharon	Treasurer	127,937	6,909
MacMullin, Alissa	Recreation Coordinator	80,433	4,436
Tsang, Howard	Corporate Officer	104,796	14,724
Wentland, Chantal	Planner/Economic Development Officer	87,495	18,652
Total employees with remuneration greater than \$75,000		654,889	71,500
Add:			
Employees with remuneration less than \$75,000		943,906	7,076
Board of Directors		216,672	112,543
Total Remuneration and Expenses:		1,815,467	191,119

Add:	
Employer's portion of CPP and EI	116,774
Change in accrued wages and benefits, and other	339,088
Revised Total:	2,462,448
Total Expenses per Statement of Revenue and Expenditures	7,841,744
Less:	
Amortization	(383,962)
Accretion	(4,067)
Municipal debt payments	(2,375,357)
Other expenditures	(2,615,910)
Adjusted Financial Statement Expenses (Total of Salaries and wages and Director expenses)	2,462,448

STATEMENT OF SEVERANCE AGREEMENTS

Prepared under the Financial Information Regulation, Schedule 1, subsection 6(8)

There were no severance agreements made between the North Coast Regional District and its non-unionized employees for the year ended December 31, 2024.



**SCHEDULE SHOWING PAYMENTS MADE FOR THE PROVISION OF GOODS
OR SERVICES**

Prepared under the Financial Information Regulation, Schedule 1, Section 7

1. Alphabetical list of suppliers who received aggregate payments exceeding \$25,000

Supplier Name	Aggregate amount paid to supplier
Baleforce Recycling Equipment Inc.	770,833
Bandstra Transportation	64,071
BC Hydro	34,413
Beachy Mechanical	60,754
Big Red Enterprises Ltd.	250,654
Bill Martin	33,390
Brentwood Management Corporation	25,477
Christie 3D Adorn Ltd. DBA Ticker's Hauling	103,845
Collabria Payment Processing	131,258
Community Energy Association	190,794
Employer Health Tax	36,801
Frontier Power Products	25,726
Graham Island Technology Ltd.	26,250
Haida Gwaii Fuel Limited Partnership	66,260
Harbour Machining Welding & Fabricating	99,390
Lambert Consulting Services	44,076
Mack Sales & Service of Nanaimo Ltd.	341,025
Martin's Construction	26,250
Municipal Insurance Association	56,044
Municipal Pension Plan	254,634
Pacific Blue Cross	112,505
Pacific Northwest Electric & Controls Ltd.	37,902
Prudhomme, Bob	42,293
Regional District of Fraser-Fort George	41,612
Receiver General	514,044
Regional District of Kitimat-Stikine	33,333
Rupert Wood'N Steel Construction Ltd.	48,480
Sperling Hansen	106,719
Stephan Contracting Haida Gwaii Ltd.	46,830
Urban Systems	165,304
WASP Manufacturing Ltd.	50,781
Work Safe BC	63,261
Total aggregate amount paid to suppliers	3,905,009



NORTH COAST
REGIONAL DISTRICT

**SCHEDULE SHOWING PAYMENTS MADE FOR THE PROVISION OF GOODS
OR SERVICES**

Prepared under the Financial Information Regulation, Schedule 1, Section 7

2. Consolidated total paid to suppliers who received aggregate payments of \$25,000 or less

Consolidated total <\$25,000	858,487
--	----------------

3. Alphabetical list of organizations who received grant payments

Supplier Name	Aggregate amount paid to organization
Copper Bay Concrete (on behalf of Sandspit Community Hall Association)	34,859
Delkatla Sanctuary Society	5,000
Dixon Entrance Maritime Museum Society	9,000
Dodge Cove Recreation Society	3,000
Haida Gwaii Arts Council Society	5,000
Haida Gwaii Museum	60,000
Haida Gwaii Regional Recreation Commission	64,070
Ministry of Forests (Jungle Beach)	3,000
Museum of Northern BC	27,500
North Coast Adanac Builders Ltd. (on behalf of Prince Rupert Gymnastics Association)	60,009
North Coast Transition Society	2,750
Oona River Community Association	2,500
Port Clements Historical Society & Museum	38,000
Port Edward Harbour Authority	1,423
Port Edward Historical Society (North Pacific Cannery)	165,000
Prince Rupert Performing Arts Centre Society	27,500
Prince Rupert Public Library	7,000
Prince Rupert Regional Archives	140,608
Tow Hill Community Association	1,100
Vancouver Island Regional Library	63,538
Consolidated total	720,857

4. Consolidated total of contributions exceeding \$25,000

Consolidated total >\$25,000	-
--	----------



**SCHEDULE SHOWING PAYMENTS MADE FOR THE PROVISION OF GOODS
OR SERVICES**

Prepared under the Financial Information Regulation, Schedule 1, Section 7

5. Reconciliation

Total of aggregate payments exceeding \$25,000 paid to suppliers	3,905,009
Consolidated total of payments of \$25,000 or less paid to suppliers	858,487
Consolidated total of all grants exceeding \$25,000	720,857
Consolidated total of all contributions exceeding \$25,000	-
TOTAL Cheques	5,484,353
Less	
Employee expenses included on SOFI	(182,510)
Change in accounts payable and accrued expenses, and payments for non-expense items and other	(2,685,933)
Revised Total:	2,615,910
Total Expenses per Statement of Revenue and Expenditures	7,841,744
Less:	
Salaries and wages	(2,128,407)
Amortization	(383,962)
Accretion	(4,067)
Director expenses	(334,041)
Municipal debt payments	(2,375,357)
Adjusted Financial Statement Expenses	2,615,910



NORTH COAST REGIONAL DISTRICT

FINANCIAL STATEMENTS

DECEMBER 31, 2024



NORTH COAST
REGIONAL DISTRICT

NORTH COAST REGIONAL DISTRICT
INDEX TO FINANCIAL STATEMENTS
DECEMBER 31, 2024

INDEPENDENT AUDITOR'S REPORT


- A STATEMENT OF FINANCIAL POSITION
- B STATEMENT OF FINANCIAL ACTIVITIES
- C STATEMENT OF CASH FLOWS
- D STATEMENT OF CHANGES IN NET FINANCIAL ASSETS

NOTES TO FINANCIAL STATEMENTS

SCHEDULES

- 1 STATEMENT OF OPERATING SURPLUS
- 2 STATEMENT OF GENERAL RESERVE FUNDS
- 3 STATEMENT OF CAPITAL AND PLANNING RESERVE FUNDS
- 4 STATEMENT OF CHANGES IN EQUITY IN PHYSICAL ASSETS
- 5 STATEMENT OF PHYSICAL ASSETS
- 6 2024 SEGMENTED INFORMATION





Vohora LLP
CPAs & Business Advisors

Unit 111 – 101 1st Avenue East
Prince Rupert, BC V8J 3X4

Phone: (250) 624-2300
Fax: (604) 541-9845
Toll Free Phone: (800) 281-5214
Email: firm@vohora.ca
www.vohora.ca

INDEPENDENT AUDITOR'S REPORT

To the Board of Directors of North Coast Regional District

Report on the Financial Statements

Opinion

We have audited the financial statements of North Coast Regional District (the "Regional District"), which comprise the statement of financial position as at December 31, 2024, and the statements of financial activities, changes in net financial assets and cash flows for the year then ended, and notes to the financial statements, including a summary of significant accounting policies.

In our opinion, the accompanying financial statements present fairly, in all material respects, the financial position of the Regional District as at December 31, 2024, and the results of its operations and cash flows for the year then ended in accordance with Canadian public sector accounting standards (PSAS).

Basis for Opinion

We conducted our audit in accordance with Canadian generally accepted auditing standards. Our responsibilities under those standards are further described in the *Auditor's Responsibilities for the Audit of the Financial Statements* section of our report. We are independent of the Regional District in accordance with ethical requirements that are relevant to our audit of the financial statements in Canada, and we have fulfilled our other ethical responsibilities in accordance with these requirements. We believe that the audit evidence we have obtained is sufficient and appropriate to provide a basis for our opinion.

Responsibilities of Management and Those Charged with Governance for the Financial Statements

Management is responsible for the preparation and fair presentation of the financial statements in accordance with PSAS, and for such internal control as management determines is necessary to enable the preparation of financial statements that are free from material misstatement, whether due to fraud or error.

In preparing the financial statements, management is responsible for assessing the Regional District's ability to continue as a going concern, disclosing, as applicable, matters related to going concern and using the going concern basis of accounting unless management either intends to liquidate the Regional District or to cease operations, or has no realistic alternative but to do so.

Those charged with governance are responsible for overseeing the Regional District's financial reporting process.


(continues)

PASSIONINTEGRITYEXCELLENCE

Offices located in Vancouver, South Surrey, Abbotsford, Prince Rupert, Terrace and Smithers BC



Proud Member of
AlliottGlobalAlliance™



INDEPENDENT AUDITOR'S REPORT (continued)


Auditor's Responsibilities for the Audit of the Financial Statements

Our objectives are to obtain reasonable assurance about whether the financial statements as a whole are free from material misstatement, whether due to fraud or error, and to issue an auditor's report that includes our opinion. Reasonable assurance is a high level of assurance, but is not a guarantee that an audit conducted in accordance with Canadian generally accepted auditing standards will always detect a material misstatement when it exists. Misstatements can arise from fraud or error and are considered material if, individually or in the aggregate, they could reasonably be expected to influence the economic decisions of users taken on the basis of these financial statements.

As part of an audit in accordance with Canadian generally accepted auditing standards, we exercise professional judgment and maintain professional skepticism throughout the audit. We also:

- Identify and assess the risks of material misstatement of the financial statements, whether due to fraud or error, design and perform audit procedures responsive to those risks, and obtain audit evidence that is sufficient and appropriate to provide a basis for our opinion. The risk of not detecting a material misstatement resulting from fraud is higher than for one resulting from error, as fraud may involve collusion, forgery, intentional omissions, misrepresentations, or the override of internal control.
- Obtain an understanding of internal control relevant to the audit in order to design audit procedures that are appropriate in the circumstances, but not for the purpose of expressing an opinion on the effectiveness of the Regional District's internal control.
- Evaluate the appropriateness of accounting policies used and the reasonableness of accounting estimates and related disclosures made by management.
- Conclude on the appropriateness of management's use of the going concern basis of accounting and, based on the audit evidence obtained, whether a material uncertainty exists related to events or conditions that may cast significant doubt on the Regional District's ability to continue as a going concern. If we conclude that a material uncertainty exists, we are required to draw attention in our auditor's report to the related disclosures in the financial statements or, if such disclosures are inadequate, to modify our opinion. Our conclusions are based on the audit evidence obtained up to the date of our auditor's report. However, future events or conditions may cause the Regional District to cease to continue as a going concern.
- Evaluate the overall presentation, structure and content of the financial statements, including the disclosures, and whether the financial statements represent the underlying transactions and events in a manner that achieves fair presentation.

(continues)



Vohora LLP
CPAs & Business Advisors

INDEPENDENT AUDITOR'S REPORT *(continued)*

We communicate with those charged with governance regarding, among other matters, the planned scope and timing of the audit and significant audit findings, including any significant deficiencies in internal control that we identify during our audit.

Terrace, BC
May 9, 2025

Vohora LLP
Chartered Professional Accountants

**NORTH COAST REGIONAL DISTRICT
STATEMENT OF FINANCIAL ACTIVITIES
YEAR ENDED DECEMBER 31
STATEMENT B**

	Unaudited Budget 2024 (note 13) \$	Actual 2024 \$	Actual 2023 \$
REVENUE			
Sales, fees and other	2,489,173	2,537,640	2,294,356
Taxation	2,419,385	2,419,381	2,141,122
Municipal debt payments	2,375,357	2,375,357	2,307,694
Provincial, federal and other grants	2,109,370	2,323,740	2,400,615
Grants in lieu	128,178	127,773	121,185
	<u>9,521,463</u>	<u>9,783,891</u>	<u>9,264,972</u>
EXPENDITURE			
General Government	1,906,977	1,156,033	1,566,975
Municipal debt payments	2,375,357	2,375,357	2,307,694
Protective Services	430,945	211,555	123,588
Environmental Services	2,589,733	2,528,212	2,238,067
Planning and Development	456,360	318,233	192,141
Recreation and Cultural Services	1,257,740	941,143	789,132
Utility Services	310,040	271,858	232,101
Communications	20,130	22,043	22,130
Projects	25,000	17,310	-
	<u>9,372,282</u>	<u>7,841,744</u>	<u>7,471,828</u>
REVENUE OVER EXPENDITURE	149,181	1,942,147	1,793,144
OPENING REGIONAL DISTRICT POSITION	<u>9,254,217</u>	<u>9,254,217</u>	<u>7,461,073</u>
CLOSING REGIONAL DISTRICT POSITION	<u>9,403,398</u>	<u>11,196,364</u>	<u>9,254,217</u>

The accompany notes and schedules are an integral part of these financial statements.



**NORTH COAST REGIONAL DISTRICT
STATEMENT OF CASH FLOWS
YEAR ENDED DECEMBER 31
STATEMENT C**

	2024	2023
	\$	\$
OPERATING ACTIVITIES		
Revenue over expenditure	1,942,147	1,793,144
(Gain) Loss on disposal of physical asset	(22,421)	51,005
(Increase) in tangible capital assets due to asset retirement obligations	(65,423)	-
Amortization	383,962	619,257
Accretion	4,067	61,356
Landfill closure cost accrual	-	(581,818)
Accounts payables and accruals	(160,164)	(191,547)
Trade and other receivables	(534,218)	323,250
Deferred revenue	548,610	(291,105)
Prepaid expenses	(5,861)	4,116
	<u>2,090,699</u>	<u>1,787,658</u>
 FINANCING ACTIVITIES		
Loan repayments	<u>(36,634)</u>	<u>(35,521)</u>
 INVESTING ACTIVITIES		
Purchase of physical assets	(1,348,245)	(1,373,200)
Proceeds on sale of physical assets	34,233	-
	<u>(1,314,012)</u>	<u>(1,373,200)</u>
 CHANGE IN CASH	 740,053	 378,937
 OPENING CASH AND INVESTMENTS	 <u>9,300,232</u>	 <u>8,921,295</u>
 CLOSING CASH AND INVESTMENTS	 <u>10,040,285</u>	 <u>9,300,232</u>

The accompany notes and schedules are an integral part of these financial statements.



**NORTH COAST REGIONAL DISTRICT
STATEMENT OF CHANGES IN NET FINANCIAL ASSETS
YEAR ENDED DECEMBER 31
STATEMENT D**

	2024	2023
	\$	\$
Revenue over expenditure	1,942,147	1,793,144
Amortization	383,962	619,257
Purchase of physical assets	(1,348,245)	(1,373,200)
Increase in tangible capital assets due to asset retirement obligations	(65,423)	(1,247,069)
Disposal of physical asset	(22,421)	51,005
Proceeds on sale of physical assets	34,233	-
Prepaid expenses	(5,861)	4,116
	<hr/>	<hr/>
Increase in net financial assets	918,392	(152,747)
Opening net financial assets	<u>4,190,255</u>	<u>4,343,002</u>
Closing net financial assets	<u>5,108,647</u>	<u>4,190,255</u>

The accompany notes and schedules are an integral part of these financial statements.



NORTH COAST REGIONAL DISTRICT

NOTES TO FINANCIAL STATEMENTS

DECEMBER 31, 2024

1. SIGNIFICANT ACCOUNTING POLICIES

a. Basis of presentation

The Regional District has adopted the reporting format from the recommendations of the Public Sector Accounting Board.

The Regional District maintains the following funds that are combined in the financial statements:

- Operating fund reports the general activities of the Regional District.
- Capital fund reports the physical assets of the Regional District together with the related financing.
- Reserve fund reports the activities of the funds established by bylaw for specific purposes.

b. Revenue recognition

Taxation revenues are recognized when requisitioned from the Province of British Columbia and member Municipalities. Sale of services and user fee revenues are recognized when the service or product is provided by the Regional District. Grant revenues are recognized when the commitments are met.

Revenues received in advance of expenses that will be incurred in a later period are deferred or transferred to the appropriate reserves until they are matched against those expenses.

c. Financial instruments

The Regional District measures financial assets and liabilities at market value at the date of acquisition except for those investments quoted in an active market, which are reported at market value.

It is management's opinion that the Regional District's financial instruments are not exposed to significant interest rate, liquidity, market or other price risks.

NORTH COAST REGIONAL DISTRICT

NOTES TO FINANCIAL STATEMENTS

DECEMBER 31, 2024

1. SIGNIFICANT ACCOUNTING POLICIES (continued)

d. Physical assets

Physical assets are recorded at cost and are amortized using the straight-line method as follows:

Buildings	40 years
Automotive	10 years
Equipment	10, 15 and 20 years
Infrastructure	
Water	40 years
Communications	40 years
Landfill	Based on life
Charging stations	10 years

e. Equity in Physical Assets

Equity in Physical Assets reports the accumulated funded historical cost of physical assets less accumulated amortization.

f. Use of estimates

The preparation of financial statements in accordance with Canadian public sector accounting standards requires management to make estimates and assumptions that affect the amounts reported. Estimates include the life of physical assets, asset retirement obligations and retirement liabilities. Actual results could differ from those estimates. Adjustments, if any, will be reflected in operations in the period of settlement.

g. Segmented information

A segment is defined as a distinguishable activity or group of activities of a government for which it is appropriate to separately report financial information to achieve the objectives of the standard. The Regional District has provided definitions of the Regional District's segments in Note 12. A detailed summary of the 2024 revenues and expenditures can be found in Schedule 6.

NORTH COAST REGIONAL DISTRICT

NOTES TO FINANCIAL STATEMENTS

DECEMBER 31, 2024

1. SIGNIFICANT ACCOUNTING POLICIES (continued)

h. Asset Retirement Obligations

The Regional District recognizes asset retirement obligations when there is a legal obligation to incur retirement costs in relation to a tangible capital asset, the past transaction or event giving rise to the liability has occurred, it is expected that future economic benefits will be given up, and a reasonable estimate of the amount can be made.

Asset retirement obligations are initially measured at the best estimate of the amount required to retire a tangible capital asset at the financial statement date. The estimate of a liability includes costs directly attributable to asset retirement activities.

Asset retirement obligations are recorded as liabilities with a corresponding increase to the carrying amount of the related tangible capital asset. Subsequently, the asset retirement costs are allocated to expenses over the useful life of the tangible capital asset. The obligation is adjusted to reflect period-to-period changes in the liability resulting from the passage of time and for revisions to either the timing or the amount of the original estimate of the undiscounted cash flows or the discount rate.

NORTH COAST REGIONAL DISTRICT

NOTES TO FINANCIAL STATEMENTS

DECEMBER 31, 2024

2. CASH AND INVESTMENTS

Cash and investments is comprised of cash on hand, cash on deposit at financial institutions, short-term investments in fixed income funds and investments held in the Municipal Finance Authority of British Columbia investment funds.

	2024	2023
	\$	\$
Cash	984,246	808,416
Investments	<u>9,056,038</u>	<u>8,491,816</u>
	<u>10,040,285</u>	<u>9,300,232</u>

3. TRADE AND OTHER RECEIVABLES

	2024	2023
	\$	\$
Provincial and federal governments	636,236	300,063
Regional and local governments	302,206	255,855
Trade receivables and other	<u>282,010</u>	<u>130,316</u>
	<u>1,220,452</u>	<u>686,234</u>

4. MFA DEPOSIT AND DEBT RESERVE

A condition of MFA borrowings stipulates that a portion of the debenture proceeds be withheld as a security deposit and a debt reserve fund.

5. ACCOUNTS PAYABLE AND ACCRUALS

	2024	2023
	\$	\$
Trade payables and other	293,082	366,716
Payroll and benefits payable	219,934	251,370
Provincial and federal governments	20,564	43,908
Regional and local governments	<u>2,202</u>	<u>33,952</u>
	<u>535,782</u>	<u>695,946</u>

NORTH COAST REGIONAL DISTRICT
NOTES TO FINANCIAL STATEMENTS
DECEMBER 31, 2024

6. ASSET RETIREMENT OBLIGATIONS

Landfill Closure

The total estimated cost for closure of the Islands Solid Waste ("ISW") Landfill Phase 5, expected to reach capacity in early 2026, and post closure monitoring of Phases 1 to 3, closed in 2009, at December 31, 2024 is \$1,361,640 (\$1,382,825 in 2023). The total landfill closure estimate presented is based on the present value of the closure and post closure costs using a discount rate of 4.44%. At December 31, 2024 the present value of the closure costs is estimated at \$1,246,534 (\$1,238,128 in 2023).

Buildings and Land

The Regional District owns and operates several assets that are known to have asbestos, which represents a health hazard upon demolition or renovation of assets. There is a legal obligation to remove and dispose of the hazardous materials.

Estimated costs totalling \$104,616 have been discounted using a present value calculation with a discount rate of 4.44%.

	2024	2023
	\$	\$
Landfill closure estimate:		
Phase 5 closure costs	820,293	802,478
Phase 1 – 3 post closure costs	426,241	435,650
Buildings and land remediation	65,958	70,297
	1,312,492	1,308,425
Funded by operations	(737,339)	(561,354)
Funded by reserves	(575,153)	(432,345)
Unfunded future obligation	-	314,726



NORTH COAST REGIONAL DISTRICT

NOTES TO FINANCIAL STATEMENTS

DECEMBER 31, 2024

7. DEFERRED REVENUE

	2024	2023
	\$	\$
Gas tax	3,048,750	2,843,335
Resource benefits alliance (see schedule 3)	124,392	-
Other	497,975	279,172
	<u>3,671,117</u>	<u>3,122,507</u>

Gas Tax is a component of the federal government's "Investing in Canada Program" which allocates a portion of gas tax revenues to local governments to address infrastructure deficits. Interest income has been allocated to gas tax and reserve funds based on the relative equity.

8. MFA LOAN AND DEBENTURE DEBT FOR REGIONAL DISTRICT

Debt is recorded and payable in Canadian dollars. It is the current policy of the Municipal Finance Authority to secure debt repayable only in Canadian dollars.

FUNCTION	ISSUE	LOAN AUTHORIZATION BYLAW	MATURITY DATE	INTEREST RATE	ORIGINAL VALUE \$	2024 \$	2023 \$
Regional Recycling Depot	152	626	Oct, 2040	0.91%	500,000	413,377	435,600
Island Solid Waste	Equipment Financing	NA	Oct, 2032	4.94%	250,000	219,322	233,733
						<u>632,699</u>	<u>669,333</u>

Payments of principal on issued debt of the Regional District, not including member municipalities, for the next five years are:

2025	2026	2027	2028	2029	Total
\$	\$	\$	\$	\$	\$
40,060	40,926	41,556	41,556	41,556	205,654



NORTH COAST REGIONAL DISTRICT

NOTES TO FINANCIAL STATEMENTS

DECEMBER 31, 2024

9. DEBENTURES ISSUED FOR MUNICIPALITIES

When a member municipality within the Regional District wishes to issue debenture debt through the Municipal Finance Authority of BC (MFA), the borrowing is done through the Regional District.

The Regional District is therefore responsible for repayment of the debt to MFA. When payments (principal and interest) are made on this debt, the Regional District pays MFA and is reimbursed by the municipality.

The Regional District reports the outstanding debt borrowed on behalf of the member municipalities as both a financial asset and financial liability. Municipal debt payments are shown as revenue and offsetting expenditure.

AREA	ISSUE	BYLAW NUMBER	MATURITY DATE	INTEREST RATE	ORIGINAL VALUE \$	2024 \$	2023 \$
Village of Daajing Giids							
	159	130-2020	Jun, 2038	4.15%	30,000	28,445	30,000
	156	130-2020	Sep, 2036	1.98%	228,150	188,400	201,946
	106	23-2008	Oct, 2029	2.25%	900,000	294,816	347,153
					<u>1,158,150</u>	<u>511,661</u>	<u>579,099</u>
City of Prince Rupert							
	156	3454	Sep, 2046	2.58%	10,000,000	9,072,358	9,388,477
	156	3453	Sep, 2046	2.58%	10,000,000	9,072,358	9,388,477
	127	3333	Apr, 2034	3.30%	7,000,000	4,177,697	4,512,278
	94	3201	Oct, 2025	0.905%	7,000,000	241,288	474,416
					<u>34,000,000</u>	<u>22,563,701</u>	<u>23,763,648</u>
District of Port Edward							
	126	513	Sep, 2028	3.85%	1,500,000	488,601	600,603
Village of Masset							
	103	578	Oct, 2032	3.79%	1,250,000	594,938	648,993
	99	578	Oct, 2031	1.53%	4,750,000	1,824,966	2,047,137
					<u>6,000,000</u>	<u>2,419,904</u>	<u>2,696,130</u>
Vancouver Island Regional Library							
	145	615	Apr, 2038	3.15%	1,500,000	1,138,910	1,203,625
Total					<u>44,158,150</u>	<u>27,122,777</u>	<u>28,843,105</u>



NORTH COAST
REGIONAL DISTRICT

NORTH COAST REGIONAL DISTRICT

NOTES TO FINANCIAL STATEMENTS

DECEMBER 31, 2024

10. PENSION INFORMATION

The Regional District and its employees contribute to the Municipal Pension Plan (the Plan), a jointly-trusted pension plan. The board of trustees, representing plan members and employers, is responsible for administering the Plan, including investment of assets and administration of benefits. The Plan is a multi-employer defined benefit pension plan. Basic pension benefits are based on a formula. As at December 31, 2024, the Plan had about 256,000 active members and approximately 129,000 retired members. Active members include approximately 45,000 contributors from local governments.

Every three years, an actuarial valuation is performed to assess the financial position of the plan and adequacy of plan funding. The actuary determines an appropriate combined employer and member contribution rate to fund the plan. The actuary's calculated contribution rate is based on the entry-age normal cost method, which produces the long-term rate of member and employer contributions sufficient to provide benefits for average future entrants to the plan. This rate may be adjusted for the amortization of any actuarial funding surplus and will be adjusted for the amortization of any unfunded actuarial liability.

The most recent actuarial valuation for the Plan as at December 31, 2021, indicated a \$3,761 million funding surplus for basic pension benefits on a going concern basis.

The next valuation will be as at December 31, 2024, with results available in 2025.

The Regional District paid \$124,680 (2023 - \$114,840) for employer contributions while employees contributed \$115,306 (2023 - \$106,206) to the plan in fiscal 2024.

Employers participating in the Plan record their pension expense as the amount of employer contributions made during the fiscal year (defined contribution pension plan accounting). This is because the Plan records accrued liabilities and accrued assets for the Plan in aggregate, resulting in no consistent and reliable basis for allocating the obligation, assets and cost to the individual employers participating in the plan.

11. REGIONAL DISTRICT POSITION

	2024	2023
	\$	\$
General Reserve Funds (Schedule 2)	1,148,282	1,158,647
Capital and Planning Reserve Funds (Schedule 3)	4,197,761	3,288,736
Equity in Physical Assets (Schedule 4)	4,824,523	3,848,083
Statement of Operating Surplus (Schedule 1)	<u>1,025,798</u>	<u>958,751</u>
	<u>11,196,364</u>	<u>9,254,217</u>



NORTH COAST
REGIONAL DISTRICT

NORTH COAST REGIONAL DISTRICT

NOTES TO FINANCIAL STATEMENTS

DECEMBER 31, 2024

12. SEGMENTED INFORMATION

The North Coast Regional District is a partnership of four electoral areas and five municipalities that provide local government services to approximately 20,000 residents living on the North Coast of British Columbia and Haida Gwaii.

The Regional District administers services ranging from solid waste management and recycling to land use planning, water supply and public safety. As a requirement of the Local Government Act, separate financial records must be kept for each service providing detailed allocation of assets and liabilities, revenues and expenses, information concerning reserve funds and other pertinent financial details. For each reported segment, revenues and expenditures represent amounts that are directly attributable to the segment and also amounts that are allocated on a reasonable basis.

Segmentation has been determined on a functional basis with consideration to service delivery and department accountabilities. The following is a description of the types of services included in each of the main service segments of the Regional District's financial statement. A detailed summary of the 2024 revenue and expenses can be found in Schedule 6.

General Government

General government is comprised of member municipality and electoral area governance, general administration which includes legislative services, finance, and human resources, community services and grants in aid.

Municipal Debt Payments

Municipal debt payments provides for debenture interest and principal repayment on debt taken out by member municipalities.

Protective Services

Protective services includes volunteer fire departments and emergency programs.

Environmental Services

Environmental services includes regional solid waste management and regional recycling programs.

Planning and Development

Planning and development includes regional land use planning and economic development services.

NORTH COAST REGIONAL DISTRICT

NOTES TO FINANCIAL STATEMENTS

DECEMBER 31, 2024

12. SEGMENTED INFORMATION (continued)

Recreation and Cultural Services

Recreation and cultural services includes recreation facilities and programs, community halls and contributions towards libraries, archives and the North Pacific Cannery.

Utility Services

Utility services includes regional water services.

Communications

Communications include regional broadband services.

Projects

Projects includes feasibility studies.

13. BUDGET RECONCILIATION

The following reconciles the budgeted surplus as shown on the consolidated statement of operations to the original budget as presented in bylaw 690, 2024 adopted March 15, 2024.

	2024
	\$
Budget surplus as presented	149,181
Transfers to reserves	1,667,491
Transfer from accumulated surplus	786,575
Addback debt principal payments	(35,507)
Addback capital asset purchases	<u>(2,567,740)</u>
	<u>-</u>



NORTH COAST REGIONAL DISTRICT
STATEMENT OF OPERATING SURPLUS
YEAR ENDED DECEMBER 31
SCHEDULE 1

	2024	2023
	\$	\$
General Government	471,973	295,158
Protective Services	100,802	90,364
Environmental Services	53,120	81,461
Planning and Development	231,273	241,279
Recreation and Cultural Services	107,660	112,700
Utility Services	38,022	103,875
Communications	12,601	11,505
Projects	10,347	22,409
	1,025,798	958,751



**NORTH COAST REGIONAL DISTRICT
STATEMENT OF GENERAL RESERVE FUNDS
YEAR ENDED DECEMBER 31
SCHEDULE 2**

	2024	2023
	\$	\$
Opening balance	1,158,647	1,429,901
Transfers (to) from Operating Fund	(62,423)	(312,615)
COVID-19 Safe Restart Grant costs	(1,889)	(10,985)
Interest	<u>53,947</u>	<u>52,346</u>
Closing balance	<u>1,148,282</u>	<u>1,158,647</u>
 Represented by the following reserve funds		
General Government	193,694	223,632
Protective Services	104,130	101,050
Environmental Services	470,764	471,419
Planning and Development	229,904	219,521
Recreation and Cultural Services	10,967	10,472
Utility Services	83,695	79,915
Communications	-	-
Projects	<u>55,128</u>	<u>52,638</u>
	<u>1,148,282</u>	<u>1,158,647</u>

The "COVID-19 Safe Restart Grants for Local Governments" was provided by the Province of British Columbia to support the NCRD as it deals with increased operating costs and lower revenue due to COVID-19. The funds were to be fully allocated to services by December 31, 2021 and the NCRD must continue to annually report on the use of this grant money until the funds are drawn down. The ending balance of the COVID reserves was \$85,669 at December 31, 2024 (\$87,558; 2023).



**NORTH COAST REGIONAL DISTRICT
STATEMENT OF CAPITAL AND PLANNING RESERVE FUNDS
YEAR ENDED DECEMBER 31
SCHEDULE 3**

	2024 \$	2023 \$
Opening balance	3,288,736	2,464,199
Contributions from Growing Communities Funding	-	1,162,000
Contributions from Resource Benefits Alliance	711,706	-
Transfers (to) from Operating Fund	16,025	(464,109)
Interest	<u>181,294</u>	<u>126,646</u>
Closing balance	<u>4,197,761</u>	<u>3,288,736</u>
Represented by the following reserve funds		
General Government	341,515	7,714
Protective Services	719,415	539,310
Environmental Services	1,500,622	1,587,230
Planning and Development	17,272	16,492
Recreation and Cultural Services	1,293,909	783,794
Utility Services	<u>325,028</u>	<u>354,196</u>
	<u>4,197,761</u>	<u>3,288,736</u>

The Province of British Columbia distributed conditional Growing Communities Fund (GCF) grants to communities at the end of March 2023 to help local governments build community infrastructure and amenities to meet the demands of population growth. The GCF provided a one-time total of \$1 billion in grants to all 161 municipalities and 27 regional districts in British Columbia.

The North Coast Regional District received \$1,162,000 in March 2023. \$55,032 of interest was earned on these funds in 2024 (\$35,780 in 2023) and \$63,422 (\$0 in 2023) was spent on Solid Waste Management Infrastructure in 2024.

The Province of British Columbia distributed conditional Resource Benefits Alliance (RBA) funding to Northwest communities in August 2024 to support planning and infrastructure such as roads, water, sewer and other communities facilities needed to create liveable communities. The RBA has been given \$250 million over 5 years.

The North Coast Regional District received \$836,706 in August 2024. \$711,706 has been allocated to capital and planning reserves and the remaining \$125,000 has been allocated to deferred revenue in 2024. \$19,359 of interest was earned on these funds in 2024. \$0 of the RBA has been spent by December 31, 2024.



**NORTH COAST REGIONAL DISTRICT
STATEMENT OF CHANGES IN EQUITY IN PHYSICAL ASSETS
YEAR ENDED DECEMBER 31
SCHEDULE 4**

	2024	2023
	\$	\$
Opening balance	<u>3,848,083</u>	<u>2,609,626</u>
Increase (decrease) in equity		
Purchase of physical assets funded by operations	1,348,245	1,373,200
Accretion expense	65,423	-
Disposal of physical asset	(11,812)	(51,005)
Amortization	(383,962)	(619,257)
Haul truck loan	(250,000)	-
Loan repayments	36,634	35,521
Asset retirement obligations funded by operations	<u>171,912</u>	<u>499,998</u>
	<u>976,440</u>	<u>1,238,457</u>
Closing balance	<u>4,824,523</u>	<u>3,848,083</u>
	-	-



NORTH COAST REGIONAL DISTRICT
STATEMENT OF PHYSICAL ASSETS
YEAR ENDED DECEMBER 31
SCHEDULE 5

	LAND	BUILDINGS	AUTOMOTIVE	EQUIPMENT	WATER	INFRASTRUCTURE				2023	
						COMMUNICATIONS	LANDFILL	CHARGING STATIONS	2024		
Historical Cost											
Opening balance	529,748	2,277,785	309,691	861,738	1,829,571	505,828	1,180,068	10,000	7,504,429	4,988,075	\$
Additions	-	225,349	313,422	809,474	-	-	-	-	1,348,245	1,373,200	
Additions due to ARO recognition	-	(1,042)	-	-	-	-	66,465	-	65,423	1,247,069	
Disposals	-	-	(19,260)	(145,983)	-	-	-	-	(165,243)	(103,915)	
CLOSING BALANCE	529,748	2,502,092	603,853	1,525,229	1,829,571	505,828	1,246,533	10,000	8,752,854	7,504,429	
Accumulated Amortization											
Opening balance	-	498,949	221,118	516,400	823,304	12,646	417,025	500	2,489,942	1,923,595	
Amortization expense	-	62,852	29,942	63,495	45,739	12,646	168,288	1,000	383,962	619,257	
Disposals	-	-	(11,556)	(141,875)	-	-	-	-	(153,431)	(52,910)	
CLOSING BALANCE	-	561,801	239,504	438,020	869,043	25,292	585,313	1,500	2,720,473	2,489,942	
NET BOOK VALUE	529,748	1,940,291	364,349	1,087,209	960,528	480,536	661,220	8,500	6,032,381	5,014,487	

NORTH COAST REGIONAL DISTRICT
SCHEDULE 6 - SEGMENTED INFORMATION
YEAR ENDED DECEMBER 31, 2024

	General Government	Municipal Debt Payments	Protective Services	Environmental Services	Planning and Development	Recreation and Cultural Services	Utility Services	Communications	Projects	2024 Total
REVENUE										
Sales, fees and other	110,159	-	30,461	2,006,263	24,504	42,922	71,477	-	2,490	2,288,266
Sales, fees and other	608,406	-	30,461	1,757,980	24,504	42,922	71,477	-	2,490	2,537,640
Taxation	771,108	-	94,375	621,388	110,101	744,904	62,500	10,006	4,999	2,419,381
Municipal debt payments	-	2,375,357	-	-	-	-	-	-	-	2,375,357
Provincial, federal and other grants	329,054	-	269,359	924,173	178,327	622,827	901	-	-	2,323,740
Grants in lieu	37,985	-	5,903	31,945	5,458	44,846	-	487	248	127,773
	<u>1,746,553</u>	<u>2,375,357</u>	<u>400,098</u>	<u>3,334,866</u>	<u>318,390</u>	<u>1,455,499</u>	<u>134,878</u>	<u>10,493</u>	<u>7,737</u>	<u>9,763,891</u>
EXPENDITURE										
Salaries and wages	778,606	-	19,024	1,109,174	116,237	105,316	50	-	-	2,128,407
Amortization	14,864	-	5,079	283,044	1,000	21,590	45,739	12,646	-	383,962
Accretion expense	-	-	-	4,067	-	-	-	-	-	4,067
Director expenses	333,526	-	-	-	515	-	-	-	-	334,041
Municipal debt payments	-	2,375,357	-	-	-	-	-	-	-	2,375,357
Other	29,037	-	187,452	1,131,927	200,481	814,237	226,069	9,397	17,310	2,615,910
	<u>1,156,033</u>	<u>2,375,357</u>	<u>211,555</u>	<u>2,528,212</u>	<u>318,233</u>	<u>941,143</u>	<u>271,858</u>	<u>22,043</u>	<u>17,310</u>	<u>7,841,744</u>
REVENUE OVER EXPENDITURE	590,520	-	188,543	806,674	157	514,356	(196,980)	(11,550)	(9,573)	1,942,147
OPENING REGIONAL DISTRICT POSITION	1,304,135	-	778,127	5,139,904	486,792	748,578	217,814	504,687	74,180	9,254,217
CLOSING REGIONAL DISTRICT POSITION	1,894,655	-	966,670	5,946,578	486,949	1,262,934	80,834	493,137	64,607	11,196,364