

**SKEENA-QUEEN CHARLOTTE REGIONAL HOSPITAL DISTRICT
REGULAR BOARD MEETING AGENDA**
100 1st Avenue East, Prince Rupert, BC
Friday, December 13, 2013
Immediately following the 7:00PM Statutory
Regional District Board Meeting

1. CALL TO ORDER

2. CONSIDERATION OF AGENDA (additions/deletions)

3. BOARD MINUTES & BUSINESS ARISING FROM MINUTES

3.1	Minutes of the Regular Meeting of the Skeena-Queen Charlotte Regional Hospital District (SQCRHD) Board held June 22, 2013	Pg 1-2
-----	---	--------

4. DELEGATIONS

None.	-
-------	---

5. FINANCE

5.1	J. Robb, Treasurer – Early Payout of MFA Issue No. 81	Pg 3
5.2	Skeena-Queen Charlotte Regional Hospital District Five Year Financial Plan 2014-2018 <i>Recommendation: That the SQCRHD Five-Year Financial Plan 2014-2018 be adopted as presented.</i>	Pg 4-9

6. CORRESPONDENCE

None.	-
-------	---

7. REPORTS / RESOLUTIONS

None.	-
-------	---

8. NEW/OLD BUSINESS

None.	-
-------	---

9. PUBLIC INPUT**10. IN-CAMERA**

None.	-
-------	---

11. ADJOURNMENT



SKEENA-QUEEN CHARLOTTE REGIONAL HOSPITAL DISTRICT

MINUTES of the Regular meeting of the Board of Directors of the Skeena-Queen Charlotte Regional Hospital District held in the Village of Masset Council Chambers at 1686 Main Street in Masset, BC on Saturday, June 22nd, 2013.

PRESENT

Chair: B. Pages, Village of Masset

PRIOR TO ADOPTION

Vice Chair: D. Nobels, Electoral Area A

Directors: A. Ashley, City of Prince Rupert
N. Kinney, City of Prince Rupert
L. Johnson, Alternate, Village of Queen Charlotte
I. Gould, Village of Port Clements
D. Franzen, District of Port Edward
K. Bergman, Electoral Area C
M. Racz, Electoral Area D
E. Putterill, Electoral Area E

Regrets: C. Kulesha, Village of Queen Charlotte

Staff: J. Merrick, Chief Administrative Officer
J. Robb, Treasurer

Public: 4

Media: 1

1. CALL TO ORDER 10:30 a.m.

2. AGENDA

2.1 MOVED by Director Nobels, SECONDED by Director Franzen, that the Agenda be adopted as presented.

012-2013

CARRIED

3. MINUTES

3.1 MOVED by Director Franzen, SECONDED by Director Nobels, that the Minutes of the Skeena Queen Charlotte Regional Hospital District Regular Meeting held on May 24, 2013 be adopted as presented.

013-2013

CARRIED

4. DELEGATIONS

None.

5. FINANCE

5.1 Audited Financial Statements December 31, 2012

MOVED by Director Franzen, SECONDED by Director Kinney, that the Audited Financial Statements for the year ended December 31, 2012 for the Skeena-Queen Charlotte Regional Hospital District be received;

AND THAT the financial statements be adopted as presented.

014-2013

CARRIED

6. CORRESPONDENCE

None.

7. REPORTS / RESOLUTIONS

None.

8. NEW / OLD BUSINESS

None.

9. PUBLIC INPUT

None.

10. IN CAMERA

None.

11. ADJOURNMENT

MOVED by Director Racz, SECONDED by Director Nobels, that the meeting be adjourned at 10:10 a.m.

015-2013


CARRIED

Approved and adopted:

Certified Correct:

B. Pages
Chair

J. Merrick
Chief Administrative Officer



STAFF REPORT

DATE: December 13, 2013
FROM: Jennifer Robb, Treasurer
SUBJECT: Early payout of MFA Issue # 81 - SQCRHD

Recommendation:

THAT the Board receives the staff report “Early payout of MFA Issue # 81 - SQCRHD”;

AND THAT the full balance owing of \$93,077.29 for MFA Issue # 81 be paid out, in full, on April 22nd, 2014 from surplus funds.

Background:

The only activity for the Regional Hospital District is the annual payments for the existing debenture debt. All debt is scheduled to be paid out by June 2017, except for MFA Issue # 81.


MFA Issue # 81 is currently scheduled to be paid out in the year 2023. However, there is an opportunity to payout this debt early on April 22nd 2014.

Staff has been setting aside any appropriated surplus and reserve payments in order to payout debentures eligible for refinancing. The balance owing on MFA Issue # 81 on the early payout date totals \$93,077.29. The total surplus from Dec 31st 2012 is \$130,027 plus the additional surplus from the current year. Therefore there are sufficient funds to completely payout this debt early.

Skeena-Queen Charlotte Hospital District

Five Year Financial Plan 2014 - 2018

Budget Department by Category



From Category: 0

To Category: 0

Account Code: ??-?-???-????


To : ??-?-???-????

Budget Detail: Round 1 Budget

Year: 2014

Account Code	Account Description	2013 Actual Values	2013 Adopted Budget	2014 Round 1 Budget	2015 Financial Plan	2016 Financial Plan	2017 Financial Plan	2018 Financial Plan
Hospital Operating								
Revenue								
General Government								
01-1-000-5000	Requisitions	117,440	117,334	0	0	0	0	-26,720
01-1-000-5100	Grants in Lieu of Taxes	15,118	2,500	2,500	200	200	200	0
01-1-000-6600	Interest Earned	517	150	150	50	50	50	0
01-1-000-6805	MFA Actuarial Adjustment	0	0	0	0	0	0	0
01-1-000-6850	MFA Surplus Received	0	0	0	0	0	0	0
01-1-000-6855	MFA DRF Received	35,232	0	36,500	0	3,815	1,305	0
Total Revenue		168,307	119,984	39,150	250	4,065	1,555	-26,720
01-3-000-7100	Support Services	0	1,000	1,000	1,000	1,000	1,000	0
01-3-000-7430	Bank Service Charges	91	150	150	150	150	150	0
01-3-000-7435	Term Loan Interest Payments	0	500	500	500	500	500	0
01-3-000-7470	Computer & Software Maintenance	784	0	0	0	0	0	0
01-3-000-7720	Audit Fees	0	950	950	950	950	950	0
01-3-000-8210	Debenture Interest Payments	55,919	82,814	34,590	7,691	7,691	730	0
01-3-000-8220	Debenture Principal Payments	31,595	34,570	117,810	3,880	3,880	905	0
01-3-000-8800	Prior Year (Surplus) / Deficit	0	0	-175,027	-53,427	-39,506	-29,400	0
Total Expenses		88,389	119,984	-20,027	-39,256	-25,335	-25,165	0
General Government Surplus/(Deficit)		79,918	0	59,177	39,506	29,400	26,720	-26,720
Report Total -->		79,918	0	59,177	39,506	29,400	26,720	-26,720

SQCRD Hospital
Budget Department Report



2014 Round 1 Budget

GL5290


Date: Dec 05, 2013

Page: 1

Time: 9:56 am

Account Code ID	Account Name Description	Status	Quantity	Rate	Burden %	Amount
01-1-000-5000	Requisitions					
1	Tax Requisition	A	1.00	0.00	0.0000	0
Total		Requisitions				0
01-1-000-5100	Grants in Lieu of Taxes					
2		A	1.00	-2500.00	0.0000	-2,500
Total		Grants in Lieu of Taxes				-2,500
01-1-000-6600	Interest Earned					
3		A	1.00	-150.00	0.0000	-150
Total		Interest Earned				-150
01-1-000-6855	MFA DRF Received					
6	Issue # 81	A	1.00	-6400.00	0.0000	-6,400
6	Issue # 626	A	1.00	-30100.00	0.0000	-30,100
Total		MFA DRF Received				-36,500
01-3-000-7100	Support Services					
12		A	1.00	1000.00	0.0000	1,000
Total		Support Services				1,000
01-3-000-7430	Bank Service Charges					
7		A	1.00	150.00	0.0000	150
Total		Bank Service Charges				150
01-3-000-7435	Term Loan Interest Payments					
11		A	1.00	500.00	0.0000	500
Total		Term Loan Interest Payments				500
01-3-000-7720	Audit Fees					
8		A	1.00	950.00	0.0000	950
Total		Audit Fees				950
01-3-000-8210	Debenture Interest Payments					
9	# 81 (2014 Final Year)	A	1.00	3850.00	0.0000	3,850

SQCRD Hospital
Budget Department Report



2014 Round 1 Budget

GL5290

Date: Dec 05, 2013

Page: 2

Time: 9:56 am

Account Code ID	Account Name Description	Status	Quantity	Rate	Burden %	Amount
9	# 623	A	1.00	1460.00	0.0000	1,460
9	# 624	A	1.00	6230.00	0.0000	6,230
9	# 626 (2014 Final Year)	A	1.00	23050.00	0.0000	23,050
Total		Debenture Interest Payments				34,590
<hr/>						
01-3-000-8220		Debenture Principal Payments				
10	# 81	A	1.00	5182.00	0.0000	5,182
10	# 81 Early Payout	A	1.00	93100.00	0.0000	93,100
10	# 623	A	1.00	905.00	0.0000	905
10	# 624	A	1.00	2975.00	0.0000	2,975
10	# 626	A	1.00	15648.00	0.0000	15,648
Total		Debenture Principal Payments				117,810
<hr/>						
01-3-000-8800		Prior Year (Surplus) / Deficit				
13	# 81 Final Payout funded by surplus	A	1.00	-95000.00	0.0000	-95,000
13	Remaining Surplus from 2012	A	1.00	-35027.00	0.0000	-35,027
13	Estimated Surplus from 2013	A	1.00	-45000.00	0.0000	-45,000
Total		Prior Year (Surplus) / Deficit				-175,027
<hr/>						

**SKEENA-QUEEN CHARLOTTE REGIONAL HOSPITAL DISTRICT
SCHEDULE OF DEBENTURE DEBT 2014-2018**

Outstanding Debt		Maturity Date	Interest Rate	2014		2015		2016		2017		2018	
				Principal	Interest	Principal	Interest	Principal	Interest	Principal	Interest	Principal	Interest
81	\$	123,009.30	April 22, 2023	4.86%	5,182.15 93,077.29								
623	\$	13,684.25	June 9, 2017	5.00%	904.22	730.34 730.34	904.22	730.34 730.34	904.22	730.34 730.34	904.22	730.34 -	- -
624	\$	28,335.52	November 30, 2016	7.87%		3,115.00 2,975.10	3,115.00 3,115.00	3,115.00 3,115.00	3,115.00 3,115.00	- -	- -	- -	- -
626	\$	140,400.16	June 9, 2014	9.62%	15,647.82	23,048.68		-	-	-	-	-	-
Totals	\$	305,429.23			117,787	34,585	3,879	7,691	3,879	7,691	904	730	-

**SKEENA-QUEEN CHARLOTTE REGIONAL DISTRICT
REGIONAL HOSPITAL DISTRICT
2014 TAX REQUISITION**

2014 Tax Levy

\$ -

Hospital Net Taxable Values (RG 734)

	Converted Values 2013 Revised Roll	%
City of Prince Rupert	150,761,307	72.3%
District Of Port Edward	8,070,866	3.9%
Village of Masset	8,066,270	3.9%
Village of Port Clements	3,215,885	1.5%
Village of Queen Charlotte	10,268,900	4.9%
Electoral area 'A'	6,566,083	3.1%
Electoral area 'C'	2,605,217	1.2%
Electoral area 'D'	11,998,757	5.8%
Electoral area 'E'	6,964,498	3.3%
	208,517,783	100.0%